



Color in this picture of the family celebrating Diwali.
Can you draw and color in some more fireworks above their heads?



9781664352209





Color in this picture of the girl and her grandmother preparing special dishes for their Diwali celebration!



9781664352209





9781664352193

Diyas for Diwali!

Shape:
Roll air-dry clay or salt dough into a ball and flatten it slightly.

Form:
Press your thumb into the center to form a small bowl shape, ensuring the base is sturdy.

Pinch:
Pinch one edge of the rim to create a small spout for the wick.

Dry/Bake:
Allow air-dry clay to dry overnight, or bake salt dough in the oven at a low temperature until hard.



Decorate:
Paint with acrylic colors and add sparkle, glitter, or small beads.

