


FIREFIGHTERS TO THE RESCUE!

FIRE SAFETY

activity book

from the
Breezy Valley
Fire Department



Write in
your own
Fire Engine
Siren
Sound
Blast!

Color the Firefighters
and their Engine!

This book
belongs to ?


- Your Name _____
- Your Nearby Fire Station _____

FIREFIGHTERS TO THE RESCUE!

FIRE SAFETY TIPS

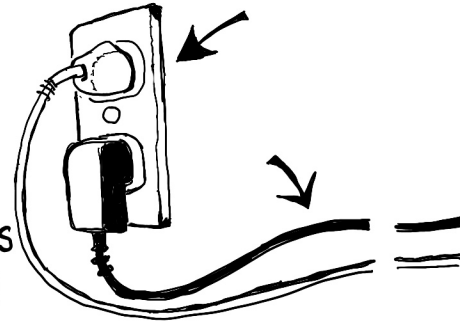
1

Check that the smoke alarm always has fresh batteries.




2

Check that electric plugs are not crowded and electric cords are not cracked or split.



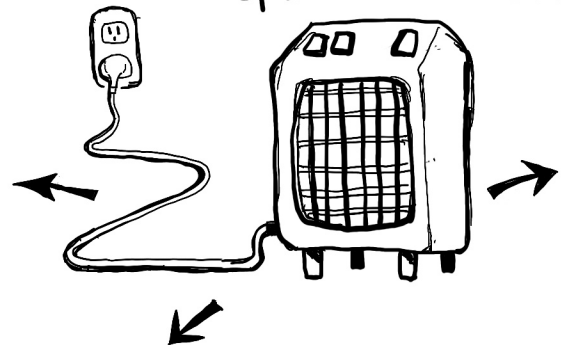
3

Check that cooktops and ovens are **TURNT OFF** when the cooking is done.



4

Check that there's lots of space around the space heater.



5

Know how to push

9.1.1

to get help fast.




6

Plan an escape path in case of an emergency.



FIREFIGHTERS TO THE RESCUE!

Maze



BLAST

Help Officer Fox and Chief Piggie
get water from the hydrant to the nozzle.

(hint: there's more
than one path.)


© R.W. ALLEY

3

FIREFIGHTERS TO THE RESCUE!

CROSSWORD

Help the Firefighters puzzle out these clues.



clues

Across →

1. What protects a firefighter's head?
5. At the Firehouse, these go up before Fire Engines zoom out.
6. Firefighters slide down this.
7. This puts out fires.
9. Often the color of Firefighters' suspenders that keep their pants up.
10. Firefighters use this to chop smoke vents.

Down ↓


1. What Firefighters unroll when they first get to a fire.
2. Firefighters climb up this.
3. Fire Engines roll on big, rubber_____.
4. What protects a firefighter's toes?
8. This rings when a 9-1-1 call comes into the Firehouse.

word list

Helmet	Hose
Doors	Ladder
Pole	Tires
Water	Boot
Red	Alarm
Ax	

FIREFIGHTERS TO THE RESCUE!

The Alarm is ringing! Officer Gator needs your help!
Color in his Turnout Gear - get him to his Fire Engine!



FIREFIGHTERS TO THE RESCUE!

Now, make your own Fire Department.

